



Key transportation figures statistics for 1H'10 demonstrate positive outlook for the year in line with the expectations of the Government of Georgia.

Total cargo transportation for 1H'10 reached 21.4 mln tons, which is 10.3% higher y-o-y and only 4.9% lower than 1H'08 data.

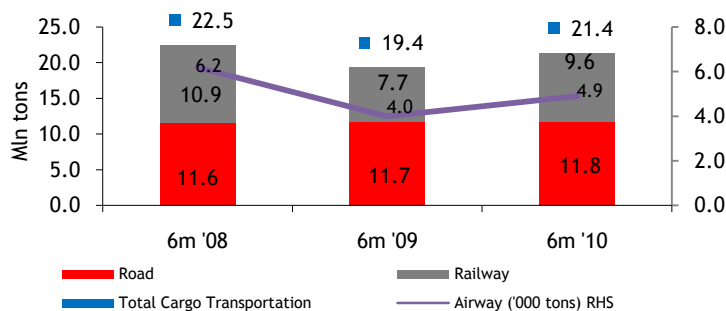
Transportation by road has the largest share in total transportation and amounts for 11.8 mln tons, which is 0.9% higher y-o-y and up 1.7% compared to 1H'08.

Handled containers by ports by 1H'10 amounts for 106 thousand TEUs, up 22.7% y-o-y and down 14.4% compared to 1H'08.

Total handled cargo by ports reached 11.3 mln tons, up 20.2% y-o-y and up 21.5% compared to 1H'08.

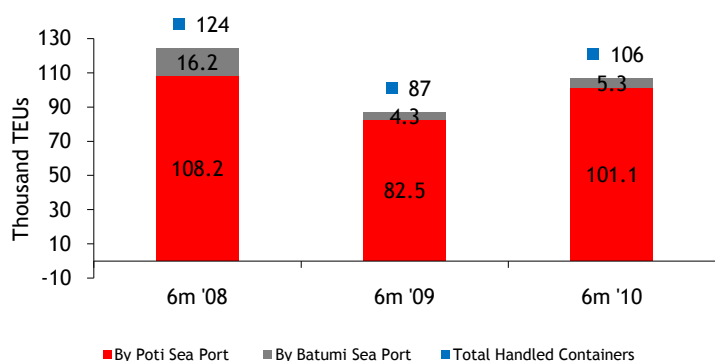
Civil transportation by airway reached 0.358 mln passengers by 1H'10, up 13.7% y-o-y and down 6.5% compared to 1H'08.

Total Cargo Transportation & Mode



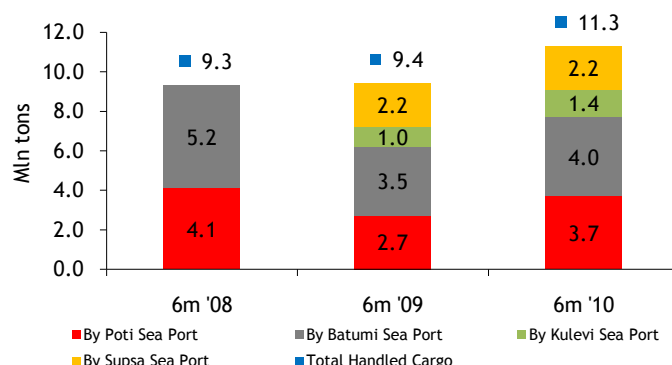
Source: Ministry of Regional Development and Infrastructure of Georgia

Handled Containers by Ports



Source: Ministry of Regional Development and Infrastructure of Georgia

Handled Cargo by Ports



Source: Ministry of Regional Development and Infrastructure of Georgia

| Georgia: Key Economic Data | 2004A | 2005A | 2006A | 2007A | 2008A | 2009A |
|-------------------------------------|---------|----------|----------|----------|----------|----------|
| Nominal GDP (GEL mln) | 9,824.3 | 11,620.9 | 13,789.9 | 16,993.8 | 19,074.9 | 17,948.6 |
| Real GDP Growth (y-o-y; %) | 5.9% | 9.6% | 9.4% | 12.3% | 2.3% | -3.9% |
| GDP per Capita (US\$) | 1,187.6 | 1,483.5 | 1,763.5 | 2,314.6 | 2,921.3 | 2,450.1 |
| CPI (e-o-p; %) | 7.5% | 6.2% | 8.8% | 11.0% | 5.5% | 3.0% |
| Net FDI (US\$ mln) | 483 | 542 | 1,185.9 | 1,674.9 | 1,523.0 | 759.1 |
| Current Account Deficit as % of GDP | -6.6% | -10.7% | -14.9% | -18.9% | -22.3% | -11.9% |
| GEL/US\$ (e-o-p) | 1.83 | 1.79 | 1.71 | 1.59 | 1.66 | 1.69 |
| GEL/EUR (e-o-p) | 2.49 | 2.12 | 2.26 | 2.33 | 2.34 | 2.42 |

Source: National Statistics Office of Georgia - GeoStat, Ministry of Economic Development, Ministry of Finance, National Bank of Georgia

Georgia has, as of the date hereof, the following sovereign credit ratings:

| | | |
|-------------------|--|---------------------|
| Standard & Poor's | Sovereign Credit Rating | 'B+/ Stable/B+' |
| FitchRatings | Long Term Issuer Default Rating/Short Term Issuer Default Rating/Country Ceiling | 'B+/ Stable /B/BB-' |

Contacts:

Aleksandre Kacharava
Adviser – Advisory Group on Economic Affairs
+995 32 28 23 68
akacharava@geo.gov.ge

Vakhtang Lejava
Chief Adviser to the Prime Minister
+995 32 921 391
vlejava@geo.gov.ge

This news report is presented for informational purposes only and does not constitute an offer to sell, or a solicitation of an offer to buy, any securities. This news report may contain statements that constitute "forward-looking statements". While these forward-looking statements represent our judgments and future expectations, a number of risks, uncertainties and other factors could cause actual developments and results to differ materially from our expectations. We are under no obligation (and expressly disclaim any such obligations) to update or alter our forward-looking statements whether as a result of new information, future events, or otherwise. The recipients hereof are permitted to further disseminate this news report or key facts and statements contained herein, provided that they do so with the proper attribution to the relevant government agency as the source of such information.